



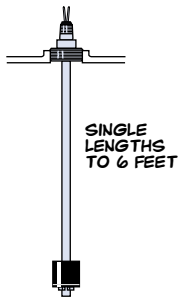
LS-800 Custom Configured, 316 SS Level Switch 1 to 4 Switch Actuation Levels

- Stainless Steel Mountings and Stem
- U.L. Recognized; CSA Listed
- 316 Stainless Steel or Buna-N Floats
- SPST or SPDT Switch Options

These rugged LS-800 Series Custom Length, Multi-Actuation Level Switches will deliver years of reliable liquid level monitoring. The Qwik Config™ options presented in this catalog will handle the vast majority of your general purpose applications for water and oils. For even more options request our catalog #500.


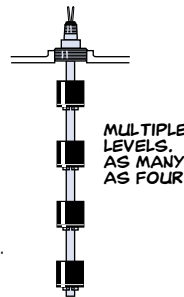
Single Actuation Levels

When one of our Single Level switches doesn't extend to the length you need, no problem, order a Custom Length Single Level Switch from this section. Specify lengths to 6 feet.



Multi-Actuation Levels

Your new LS-800 can be equipped with up to four independent switch actuation levels, depending on the series type. These "multi-station" units offer the most practical way to monitor multiple liquid level points within a single tank. Only a single entry point into the tank is required, and all electrical wiring emanates from a single source.



LS-800

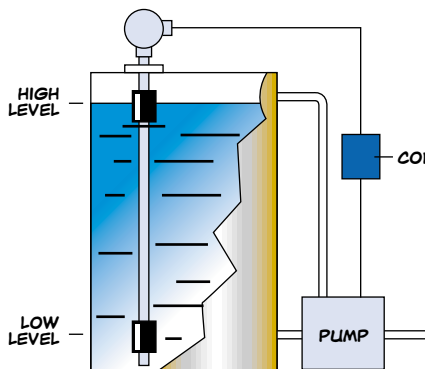


Approvals:
LS-800 Series switches are U.L. Recognized – File No. E45168; CSA Listed – File No. 30200

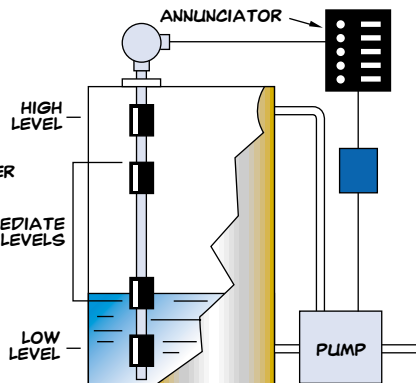
Typical Application

GEMS Custom Length Switches are used to monitor water, diesel or lube oils, chemicals and petrochemicals.

PUMP-UP/PUMP-DOWN OPERATIONS

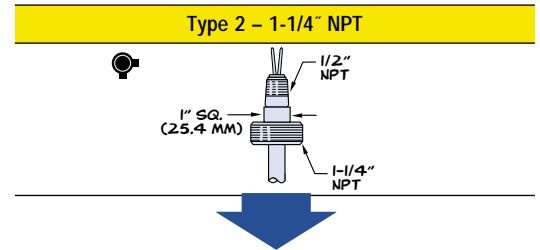
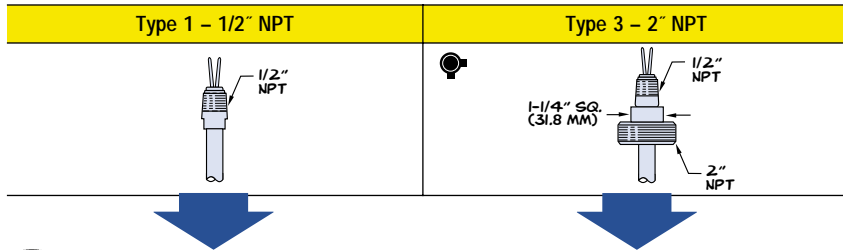


PUMP-UP/PUMP-DOWN WITH INTERMEDIATE LEVEL INDICATION



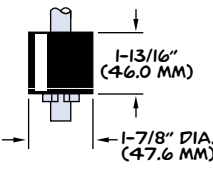
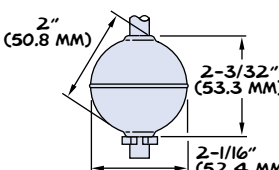
LENGTH TO 6 FEET!

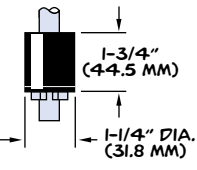
1 Mounting Types



2 Float Material

A single float type is selected for use at each actuation point.

Float Type	Buna N	316 Stainless Steel
Compatible Mounting Types	Types 1 or 3	Types 1 or 3
Dimensions		
Minimum Media Specific Gravity	.55	.75
Operating Temperature	Water: to 180°F (82.2°C) Oil: -40°F to +230°F (-40°C to +110°C)	-40°F to +300°F (-40°C to +148.9°C)
Pressure, Max.	150 PSI	750 PSI

Float Type	Buna N
Compatible Mounting Types	Types 2 Only
Dimensions	
Minimum Media Specific Gravity	.75
Operating Temperature	Water: to 180°F (82.2°C) Oil: -40°F to +230°F (-40°C to +110°C)
Pressure, Max.	150 PSI

3 Float Retainers

Grip Rings: Tension Clips made of stainless steel.
High Performance Collars: With set screws made of 316 stainless steel.

4 Mounting Position

Simply check off whether your LS-800 will be installed into the Top or Bottom of your tank.

5 Electrical Specifications

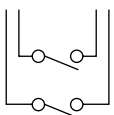
Switch (N.O. or N.C.):

SPST: 20 VA SPDT: 20 VA

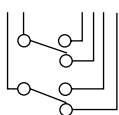
Lead Wires: #18 AWG, 24" L., Polymeric (except as noted in Wiring Color Code chart at right).

Approvals: LS-800 Series switches are U.L.

GROUP II SPST



GROUP IV SPDT



Wiring Color Code

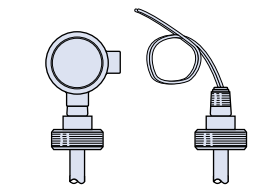
Tinted area designates U.L. Recognized wiring configurations.

Wiring	SPST Switches		SPDT Switches 20 VA		
	Group II		Group IV		
Com. Wire	None		None		
	SW. Com.	NO/NC	SW. Com.	NO	NC
L1	Red	Red	Red	White/Red	White/Black/Red
L2	Yellow	Yellow	Yellow	White/Yellow	White/Black/Yellow
L3	Blue	Blue	Blue	White/Blue	White/Black/Blue
L4	Brown	Brown	Brown	White/Brown	White/Black/Brown

Non-U.L. Recognized units (white areas) use #22 AWG, 24" L., Teflon® Lead wires.

6 Lead Wire Termination

ALLOY JUNCTION BOX 24" LEAD WIRES



CAUTION: NOT EXPLOSION-PROOF

Make a copy of this page ...then continue the step-by-step configuration process on the preceding page.

Fax Page: _____ of _____

When finished fax this completed Check List to:

860-793-4500

For assistance please call: 800-378-1600

IMPORTANT: This checklist must be accompanied by either a copy of the **Order Sheet** on Inside Back Cover or **your company's purchase order**. The Order Sheet is not required for quotes.

This is a **Request for a Quote**. This is an **Order**; P.O. # _____

Name _____

Company _____

Street _____

City _____ State _____ Zip _____

Phone (_____) _____ Fax (_____) _____

Quantity Needed _____ (5 Piece Maximum on 3-Day Turnaround)

Application Environmental Conditions

This information is essential to the accurate and proper operation of your GEMS configurable sensors. Please complete fully and accurately.

1. Liquid Media: _____ 2. Specific Gravity: _____ 3. Viscosity: _____ SSU
 4. Pressure: Maximum _____ psig 5. Temperature: Maximum _____ °F 6. Tank Depth: _____

- 1** Mounting Type:
- Type 1 (1/2" NPT) Type 2 (1-1/4" NPT) Type 3 (2" NPT)

- 2** Float Material:
- Stainless Steel Mtg. Types 1 & 3 only Buna N Mtg. Types 1, 2, or 3

- 3** Float Retainer:
- Collars Grip Rings

- 4** Mounting Position:
- Tank Top Tank Bottom

- 5** Switch Type and Wiring:
- SPST, 20 VA with Group II Wiring
 SPDT, 20 VA with Group IV Wiring

- 6** Lead Wire Termination:
- 24" Lead Wire
 Alloy Non-Explosion-Proof Junction Box

7 Switch Actuation Levels:

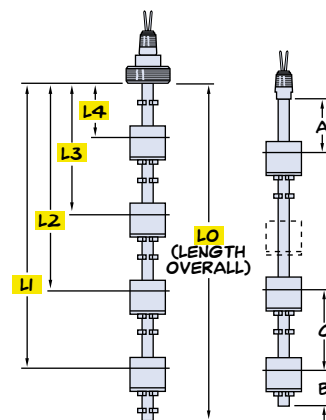
Actuation Level	Distance to Actuation Level in Inches*	SPST Switch Operation** (Check Type)	
		N.O., Dry	N.C., Dry
L4			
L3			
L2			
L1			

* Measured from inner surface of mounting plug or flange
 ** Switch position is "normal" with unit dry (tank empty)

B. Length Overall (LO)

_____ Inches (72" Max.)
 LO = L1 + 2" (Min.)

- A = 1-1/2" Min. (High Alarm)
 B = 2" Min. (Low Alarm)
 C = 3" Min. (Between alarms)



QwikPiks™ Order Cover Sheet

PHOTOCOPY THIS FORM

Use this form for ordering any product in this catalog. Also use it in conjunction with QwikConfig™ Check Lists when specifying one of the many custom configurable products on page 45-55.

Thank you for thinking Gems Sensors!

Date: ___/___/___ Fax Page: ___ of ___

Your Purchase Order Number: _____

SHIP TO:

Company _____

Street _____

City _____ State _____

Zip _____ Phone (____) _____

Partial Shipment Accepted? Yes No

Mail or Fax completed form(s), along with your company's purchase order to Gems Sensors.

Fax: **860-793-4562**

Mail: Gems Sensors Inc.
Attn: Sales Department
One Cowles Road
Plainville, CT 06062-1198

For assistance please call: 800-378-1600

BILL TO (Please Print):

Name _____

Title _____

Company _____

Street _____

City _____ State _____

Zip _____ Fax (____) _____

Use this table to order any product that has a stock part number listed in this catalog. To phone in the order, or for technical assistance, call our technical representatives at: 800-378-1600.

Part Number	Quantity	Item Description	Unit Price	Total Charge

For orders of QwikConfig™ products, you must send the appropriate, completed QwikConfig™ Product Check Lists and note below the product series you've selected. For special engineering requirements not available through the QwikConfig™ program, call: 800-378-1600.

- LS-800 Liquid Level Switches
- XM/XT-800 Continuous Level Transmitters
- Mini SureSite® Indicators
- Pressure Transducers

Sub Total	_____
Applicable sales tax must be added (CT, TX, NM and CA). Sales Tax	_____
Grand Total	_____

Shipping charges will be added to your invoice.

Visa, MasterCard and American Express Accepted



Expiration Date: _____

Card No. | | | | | | | | | | | | | | | | | | | | | |

Signature _____

Name as Shown on Card _____



Gems Sensors Inc.
One Cowles Road
Plainville, CT
06062-1198
tel 860.747.3000
fax 860.747.4244
www.gemssensors.com